

**A4M** | MEDICINE REDEFINED

**LONGEVITY**  
**SpringFest**

*Translating  
Longevity  
Science into  
Clinical  
Practice*

**2027**

**APRIL 9-10**

Palm Beach County Convention Center  
**WEST PALM BEACH, FL**

**BRANDING & SPONSORSHIPS**

# DIGITAL SIGNAGE

\$25,000

## OUTDOOR DIGITAL DISPLAY BOARD

Your event will be listed on the Palm Beach County Convention Center's outdoor marquee on Okeechobee Boulevard

The marquee's prime location on one of the main entrances into downtown which generates more than 30 000 viewable impressions per day

Digital Display Board Size 1920 x 1080 px



## NORTH ENTRANCE

### ENTRANCE DOORS

\$25,000

#### Dimensions

Horizontal Windows (A): 6.9' W x 1.91' H

Vertical Windows (B): 3' W x 4.87' H

Small Windows (C): 3' W x 1.89' H

Door Glass Panels (D): 2.7' W x 6.7' H




### PORTE COCHERE

\$10,000 / COLUMN

#### Dimensions

Columns (x12) (B): 11.5' W x 12' H




## EXHIBIT HALL A LOBBY

### EXHIBIT HALL A LOBBY \$25,000

#### Dimensions


Pillar Wrap (C): 9.6' L x 4 W x 13 '4" H (31'4" to ceiling)  
Banner (D): 26' W x 4' H  
Pillars by Show Office (E): 6.5' W x 13 11/16' H



### GRAND STAIRCASE \$25,000

#### Dimensions

Each step (x8) (A): 16' W x 6" H  
Banner (B): 15' W x 88" H (from the top of the light to the bottom of the camera)




## NORTH AREA

### NORTH CONCOURSE

**\$50,000** GLASS RAILINGS (A)

**\$50,000** GLASS RAILINGS (B)

**\$50,000** ESCALATOR GLASS RAIL (C)



#### Dimensions

#### GLASS RAILINGS (A)

End Glass Panels: 3' W x 3.4' H

Middle Glass Panel: 4' W x 3.4' H

#### GLASS RAILINGS (B):

End Panels: 4.6' W x 3.4' H

Middle Panels: 3.9' W x 3.4' H

Full length banner: 17' W x 3.4' H

\*gap of 0.5" in between panels.

#### ESCALATOR GLASS RAIL (C):

(4) Glass Rails

(1) Glass Rail

(1) Panel

(6) Panels per Rail

24'W x 23" H

6'W x 23" H

## BALLROOM AREA

**\$50,000** BALLROOM AB WALL


**\$25,000** BALCONY DOORS

**\$25,000** GRAND BALLROOM  
PREFUNCTION WINDOWS



**BALLROOM AB WALL**

24'6" W x 6'6" L



**BALCONY DOORS**

Top Glass Panel (A): 79" W x 23" H

Door (B): 32" W x 80" H



**GRAND BALLROOM PREFUNCTION WINDOWS**

Large Glass Panel (A): 83" W x 57" H

Small Glass Panel (B): 83" W x 23.5 H

Large Glass Panel (C): 83" W x 58" H

Small Glass Panel (D): 83" W x 28.5 W

# PUBLIC AREAS

**FLAGS**  
**\$50,000**

**Dimensions**

Available upon request

